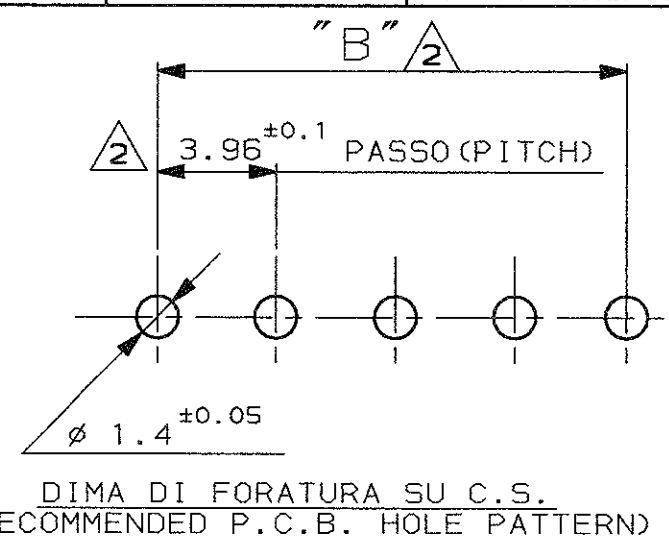
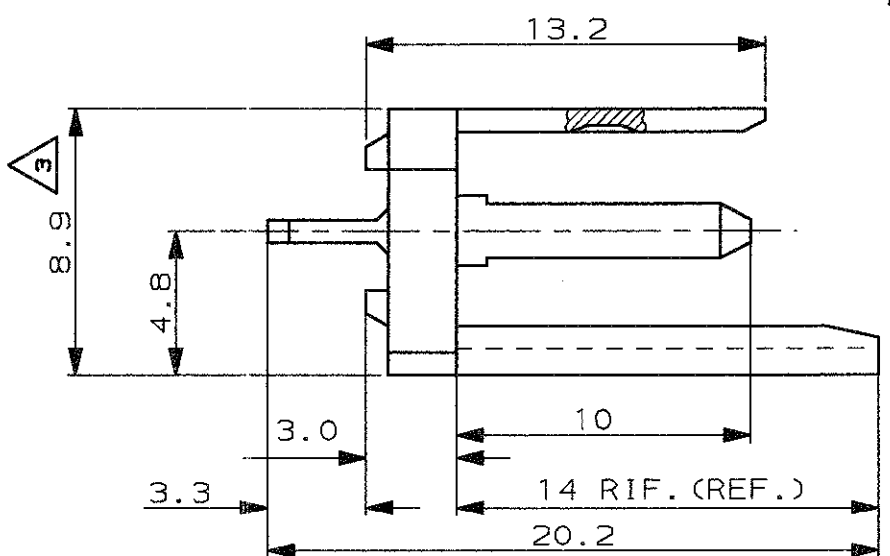
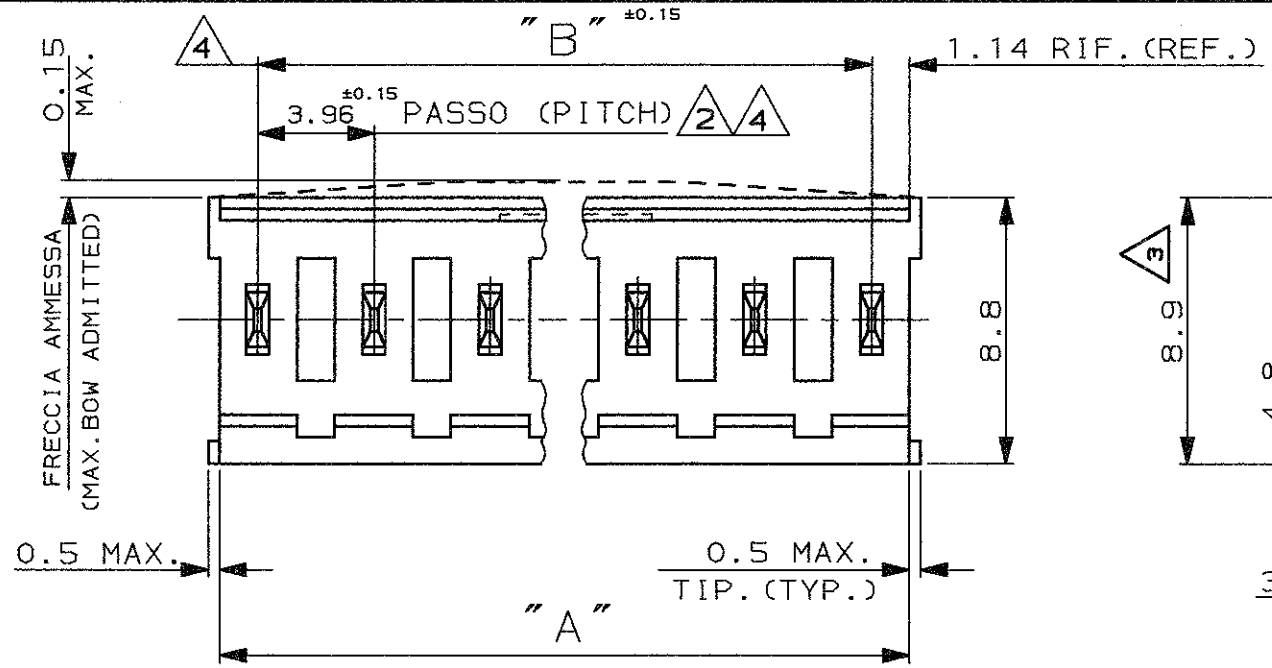


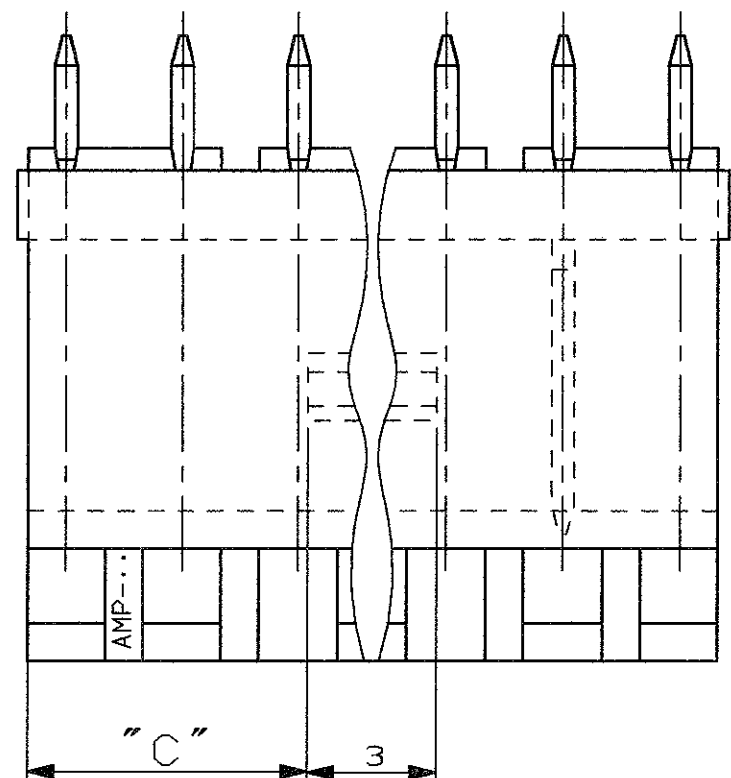
SCALA NON IMPEGNATIVA  
(DO NOT SCALE)  
DIMENSIONI IN mm  
(DIMENSIONS IN)

**METRIC**

PROIEZIONE EUROPEA  
(EUROPEAN PROJECTION)



DIMA DI FORATURA SU C.S.  
(RECOMMENDED P.C.B. HOLE PATTERN)



- 1 OBSOLETO (OBSOLETE)
- 2 TOLLERANZA NON CUMULATIVA (NOT CUMULATIVE TOLERANCE)
- 3 ALLA BASE (AT BASE)
- 4 DIMENSIONE MISURATA ALLA BASE DEI POSTS (POSTS BASE DIMENSION)
- 5 -
- 6 MATERIALE CONTATTO: BRONZO PER LA VERSIONE STAGNATA (CONTACT MATERIAL: PH BRONZE FOR TIN PLTD VERSION ONLY)
- 7 MATERIALE CONTATTO: OTTONE PER LA VERSIONE DORATA (CONTACT MATERIAL: BRASS FOR GOLD PLTD VERSION)
- 8 MATERIALE BLOCCHETTO: POLICARBONATO CARICATO VETRO, COLORE VERDE (HOUSING MAT'L: POLYCARBONATE GLASS FIBER FILLED, GREEN COLOUR)
- 9 MATERIALE BLOCCHETTO: POLIESTERE CARICATO VETRO, UL 94-V0, COLORE NERO (HOUSING MAT'L: POLYESTER GLASS FIBER FILLED, UL 94-V0, BLACK COLOUR)
- 10 OBSOLETE PARTS: OBSOLETE CIS STREAMLINING PER D.RENAUD/D.SINISI

10 OBSOLETE	2	6.2	3.96	1.6	6	9	280609-1	7	8	280614-2	1	7	8	280614-4	1	7	8	280614-3
	12	45.9	43.59	21.4	6	9	280614-1	7	8	280613-2	1	7	8	280613-4	1	7	8	280613-3
	10	37.9	35.66	17.5	6	9	280613-1	7	8	280612-2	1	7	8	280612-4	1	7	8	280612-3
	8	30.0	27.74	13.5	6	9	280612-1	7	8	280611-2	1	7	8	280611-4	1	7	8	280611-3
	6	22.1	19.81	9.5	6	9	280611-1	7	8	280610-2	1	7	8	280610-4	1	7	8	280610-3
	4	14.2	11.89	5.6	6	9	280610-1	7	8	280609-2	1	7	8	280609-4	1	7	8	280609-3
	2	6.2	3.96	1.6	6	9	280609-1	7	8	280609-2	1	7	8	280609-4	1	7	8	280609-3
N° POS.	DIM. "A"	DIM. "B"	DIM. "C"				P.N. STAGNATO (TIN PLTD. VERSION)			DORATO 0.37µm AREA CONTATTO, STAGNATO NELLA ZONA A SALDARE (0.37µm GOLD PLTD ON CONTACT AREA, TIN PLTD ON SOLDER TAIL)				DORATO 0.76µm AREA CONTATTO, STAGNATO NELLA ZONA A SALDARE (0.76µm GOLD PLTD ON CONTACT AREA, TIN PLTD ON SOLDER TAIL)				DORATO 1.27µm AREA CONTATTO, STAGNATO NELLA ZONA A SALDARE (1.27µm GOLD PLTD ON CONTACT AREA, TIN PLTD ON SOLDER TAIL)

CUSTOMER DRAWING FOR REFERENCE ONLY / DISEGNO PER CLIENTE SOLO PER RIFERIMENTO

THIS DRAWING IS UNPUBLISHED / RELEASE FOR PUBLICATION 19

TOLLERANZE, SE NON DIVERSAMENTE SPECIFICATO (TOLERANCES, UNLESS OTHERWISE SPECIFIED)  
± 0.4  
ANGOLI (ANGLES) ± 2°

DIAM. ISOLANTE (INS. DIA. RANGE) - RANGO FILO (WIRE RANGE) - SCALA (SCALE) -

**TE** TE Connectivity

DIS. (DR.) 27-06-1991 C.CORDOLA / DESCRIZIONE (DESCRIPTION) AMP-MODU MODI STRAIGHT VERSION POST SUPPORT ASS'Y

R2	REVISED PER ECO-11-005140	HMR	24MAY11
REV. (REV. NO.)	REVISIONI (REVISION RECORD)	DIS. (DR.)	APP. (APP.)

CONT. (CHK.) R. Cantore 6-3-1991 / LOC. SIZE NUMERO (DWG NO) IA3C-280609 / REV. R2 / FOGLIO (SHEET) DI 1

DISTRIBUZIONE (PRINT DIST.)